

INSTRUCTIONS FOR USE



Essex PB&R Corporation
8007 Chivvis Dr., St. Louis, MO 63123
www.lastchancefilter.com

IMPORTANT:

- You should read and familiarize yourself with all of these instructions and warnings now, **prior to an emergency situation arising**. You may not have time to consult these instructions during an emergency situation. Periodically review these instructions to ensure you are familiar with them. Following these instructions will ensure you are taking advantage of the protection offered by your LAST CHANCE RESCUE FILTER.

WARNING: FAILURE TO FOLLOW THESE INSTRUCTIONS AND/OR USE YOUR LAST CHANCE RESCUE FILTER AS INSTRUCTED HEREIN DURING AN EMERGENCY SITUATION COULD RESULT IN SERIOUS INJURY AND/OR DEATH. USE YOUR LAST CHANCE RESCUE FILTER IN ACCORDANCE WITH THESE INSTRUCTIONS. THE USER SHOULD PRACTICE THE PROCEDURES PRIOR TO AN EMERGENCY SITUATION.

- You should watch the video demonstration of the proper use of your LAST CHANCE RESCUE FILTER available at <http://www.lastchancefilter.com>
- All individuals who could potentially use the LAST CHANCE RESCUE FILTER should read and become familiar with these instructions and warnings.
- Only use your LAST CHANCE RESCUE FILTER in accordance with these instructions.
- To ensure you have up to date instructions and information, please visit www.lastchancefilter.com, call 1-800-296-7587, or write to **Essex PB&R Corporation**, 8007 Chivvis Drive, St. Louis, MO 63123.

GENERAL INFORMATION ABOUT YOUR LAST CHANCE RESCUE FILTER

About Your LAST CHANCE RESCUE FILTER: Your LAST CHANCE RESCUE FILTER is a single-use, air-purifying respirator designed to protect your respiratory system from the effects of smoke and toxic gases (including carbon monoxide) for up to 15 minutes during an escape from an emergency situation **after your Self-Contained Breathing Apparatus (“SCBA”) fails or runs out of air.**

Your LAST CHANCE RESCUE FILTER is a **one-time use only** device and should be used only for purposes of fleeing or escaping emergency situations after your SCBA fails or runs out of air. Do not use your LAST CHANCE RESCUE FILTER to enter emergency situations or to rescue others or recover property or to extend the time in which you remain inside of an emergency situation. Once you have securely connected the LAST CHANCE RESCUE FILTER to your SCBA in accordance with the instructions below, you should flee or escape the emergency situation immediately.

WARNING: DISCARD YOUR LAST CHANCE RESCUE FILTER IMMEDIATELY AFTER USE. Do not reuse your LAST CHANCE RESCUE FILTER, even if it was worn for less than 15 minutes. Reusing your LAST CHANCE RESCUE FILTER in an emergency situation once it has been worn may expose you to harmful smoke and toxic gases, which may reduce your ability to breath, cause serious bodily injury and/or death.

Your LAST CHANCE RESCUE FILTER is not intended for use in an oxygen deficient environment. Your LAST CHANCE RESCUE FILTER does not generate breathable air for you. Your LAST CHANCE RESCUE FILTER instead filters the air in your environment to remove certain contaminants typically produced in home or office fires. Although your LAST CHANCE RESCUE FILTER complies with international standards for the removal of contaminants associated with fires, your LAST CHANCE RESCUE FILTER will not remove all contaminants from all fires. Your LAST CHANCE RESCUE FILTER will, however, remove the most common contaminants that you are likely to come in contact with in a typical fire.

WARNING: DO NOT USE YOUR LAST CHANCE RESCUE FILTER IN ENVIRONMENTS LACKING SUFFICIENT BREATHABLE OXYGEN. Using your LAST CHANCE RESCUE FILTER in oxygen deficient environments may further restrict your ability to breath, and may cause you to suffocate and/or suffer severe bodily injury and/or death.

WARNING: Use your LAST CHANCE RESCUE FILTER only for **ESCAPING** from emergencies. Once you put on your LAST CHANCE RESCUE FILTER, you should **immediately** head for safety. Do not use your LAST CHANCE RESCUE FILTER as a protective device for entering hazardous areas to rescue others or recover property or to extend the time in which you remain inside of an emergency situation. Using your LAST CHANCE RESCUE FILTER to enter or to extend your time in hazardous areas may result in serious bodily injury and/or death.

Size and Fit: The LAST CHANCE RESCUE FILTER has specific adapters designed to fit specific SCBA Masks. Be certain that the LAST CHANCE RESCUE FILTER you have is made to fit the SCBA Mask that you are using by comparing the markings on the outside of the packaging of your LAST CHANCE RESCUE FILTER to the make [and model] of your SCBA Mask.

WARNING: Using the wrong LAST CHANCE RESCUE FILTER with the wrong SCBA may result in serious bodily injury or death. Training and proper inspection should be completed prior to use of your LAST CHANCE RESCUE FILTER.

While wearing your LAST CHANCE RESCUE FILTER, you may experience some restricted breathing. Although restricted breathing is typical with air filtering units, your LAST CHANCE RESCUE FILTER may not be suitable for individuals with significant breathing difficulties. Please consult with your physician if you have any questions about your ability to use your LAST CHANCE RESCUE FILTER.

NOTICE: During use the air inside your LAST CHANCE RESCUE FILTER may become warm due to the reaction of the materials inside of the filter oxidizing the Carbon Monoxide.

Storage & Maintenance: Upon receipt, and at least every six (6) months thereafter, you should inspect the protective pouch of your LAST CHANCE RESCUE FILTER for any tears, punctures, or loss of vacuum or weight gain prior to storage. If the pouch is damaged in any way, DO NOT USE YOUR LAST CHANCE RESCUE FILTER and immediately contact Essex PB&R Corporation. Store your LAST CHANCE RESCUE FILTER in a location where it is easily accessible in an emergency situation and where it is not likely to be damaged by tearing, puncturing, or other harmful effects. Your LAST CHANCE RESCUE FILTER must be kept in a dry environment at temperatures between 85°C (185°F) and -30°C (-20°F) in order to prevent the filter from becoming ineffective in protecting against smoke and other toxic gases as described in these instructions.

CAUTION: Improperly storing your LAST CHANCE RESCUE FILTER in extreme temperatures, in wet environments, or in places where it is subject to tears or punctures may cause damage to your LAST CHANCE RESCUE FILTER, in which case your LAST CHANCE RESCUE FILTER should not be used. Store your LAST CHANCE RESCUE FILTER in accordance with these instructions.

You should periodically inspect the protective pouch of your LAST CHANCE RESCUE FILTER for any tears, punctures, loss of vacuum, weight gain, or rattling of particles. You should inspect your LAST CHANCE RESCUE FILTER not less than every **[six (6) months]**, and prior to any event where it may be used.

WARNING: **If there is any damage to the pouch or the pouch has lost vacuum or gained in weight, or if your LAST CHANCE RESCUE FILTER is otherwise damaged, DO NOT USE YOUR LAST CHANCE RESCUE FILTER.** Contact Essex PB&R Corporation for replacement of your LAST CHANCE RESCUE FILTER.

Expiration Date: Your LAST CHANCE RESCUE FILTER has an expiration date of five (5) years and six (6) months after the date of manufacture (which date is printed on the exterior of the pouch in which your LAST CHANCE RESCUE FILTER is packaged as the “END OF SERVICE” date), after which time your LAST CHANCE RESCUE FILTER may no longer offer the protection described in this manual. Make sure you monitor the “END OF SERVICE” date on your LAST CHANCE RESCUE FILTER, and take appropriate steps to replace your LAST CHANCE RESCUE FILTER.

WARNING: **DO NOT USE YOUR LAST CHANCE RESCUE FILTER AFTER THE “END OF SERVICE” DATE STAMPED ON THE POUCH IN WHICH YOUR LAST CHANCE RESCUE FILTER IS STORED.** Because your LAST CHANCE RESCUE FILTER will not filter harmful contaminants after it has been used, it must be discarded following use.

Training: Essex PB&R Corporation offers full training units to be used to simulate the use of the Last Chance Rescue Filter. The training units are identical in size and shape and offer the simulation of breathing resistance and weight. The training units are capable of being reused and washed down after use.

In addition to offering training units Essex P.B.&R. Corp. offers a full train the trainer program and may also offer on-site training in certain areas. For on-site training contact Essex PB&R Corporation for assistance and to check availability.

IMPORTANT SAFETY WARNINGS - READ CAREFULLY

- Read and familiarize yourself with all instructions and warnings upon receipt of your LAST CHANCE RESCUE FILTER, and prior to an emergency situation arising, by using the training unit and training program available from Essex PB&R Corporation.
- Use your LAST CHANCE RESCUE FILTER only for **ESCAPING** emergencies. Once you put on your LAST CHANCE RESCUE FILTER, you should immediately head for safety. Do not use your LAST CHANCE RESCUE FILTER as a protective device for entering hazardous areas to rescue others or recover property or to extend the time in which you remain inside of an emergency situation.
- Your LAST CHANCE RESCUE FILTER may not be suitable for individuals with significant breathing difficulties.
- Do not use in environments lacking sufficient breathable oxygen. Your LAST CHANCE RESCUE FILTER does not generate breathable air, but instead filters the air in your environment.
- Do not use your LAST CHANCE RESCUE FILTER if there is any damage to the pouch, the pouch has lost its vacuum seal, or if your LAST CHANCE RESCUE FILTER is otherwise damaged.
- Do not use your LAST CHANCE RESCUE FILTER after the “END OF SERVICE” date printed on the exterior of the pouch in which your LAST CHANCE RESCUE FILTER is packaged.
- Do not wear your LAST CHANCE RESCUE FILTER for longer than **15 minutes**.
- **Do not reuse** your LAST CHANCE RESCUE FILTER after it has been worn, even if it was worn for less than 15 minutes. Because your LAST CHANCE RESCUE FILTER will not filter harmful contaminants after it has been used, it must be discarded following use.
- Use your LAST CHANCE RESCUE FILTER only with the make [and model] of SCBA Mask identified on your LAST CHANCE RESCUE FILTER.

**LIMITED WARRANTY , LIMITATION ON LIABILITY & DISCLAIMER OF LIABILITY
FOR THE ESSEX LAST CHANCE RESCUE FILTER**

Essex PB&R Corporation (referred to in this warranty as “**Essex**”) **warrants** to the original purchaser (“**Purchaser**”) of the Essex LAST CHANCE RESCUE FILTER (“**Unit**”) that the Unit will remain free from defects in original material and workmanship, whether patent or latent, from the date of purchase through the “**END OF SERVICE**” date stamped on the protective pouch in which the Unit is stored, which period is five (5) years and six (6) months from the date of manufacture of the Unit, when properly stored, maintained and used in accordance with all instructions supplied with the Unit.

If a Unit is found to have lost its vacuum seal due to damage to the protective pouch (for example, by cut, puncture or other damage) during the warranty period, the Unit should not be used and should be returned, at Purchaser’s expense, to Essex. If Essex determines that a Unit is defective and that the warranty period set forth herein has not expired, then Essex, at its expense, shall, at Essex’s sole option, either provide a refund (pro-rated as set forth below) or repair or replace such Unit.

Within thirty (30) days after receipt of a Unit, Purchaser must examine such Unit for any damage or defect. All claims for any cause whatsoever (whether such cause be based on contract, negligence, strict liability, other tort or otherwise) shall be deemed waived unless made in writing and received by Essex within sixty (60) days after receipt of such Unit in respect to which such claim is made, provided that as to any such cause not reasonably discoverable within such sixty (60) day period, any claim shall be made in writing and received by Essex within the earlier to occur of thirty (30) days after Purchaser learns of the facts giving rise to such claim or five (5) years from the date of receipt by Purchaser of such Unit. Failure of Essex to receive written notice of any such claim with respect to a Unit within the applicable time period shall be deemed an absolute and unconditional waiver by Purchaser of any claim of any kind or nature with respect to a Unit.

The liability of Essex for any defect in any Unit, and the sole and exclusive remedy of Purchaser, shall be limited to either, at the sole discretion of Essex, the repair or replacement of the defective Unit or a refund of the original purchase price (pro-rated in proportion to the five (5) year and six (6) month warranty), together with a reimbursement of buyer’s reasonable shipping costs incurred in returning the product to Essex, proof of which shall be included with the returned Unit. In the event Essex elects to provide the buyer with a repaired or replacement Unit, Essex shall ship said Unit to the buyer at Essex’s expense. The obligation to repair the Unit, replace the Unit, or provide a pro-rated refund of the price paid for the Unit shall terminate five (5) years and six (6) months after the date of manufacture of the Unit. Essex’s total liability for any and all losses and damages arising out of any cause whatsoever (whether such cause be based in contract, negligence, strict liability, other tort or otherwise) shall in no event exceed the cost of the unit in respect to which such cause arises.

Correction of defects in a Unit, in the manner and for the period of time provided above, shall constitute fulfillment of all liabilities and obligations of Essex to Purchaser or user of a Unit, whether based on warranty, tort, contract or otherwise. Under no circumstances shall Essex be liable for any punitive, special, incidental or Essex disclaims consequential damages and all such damages. Purchaser of a Unit hereby disclaims and waives any right to seek any punitive, special, incidental or consequential damages arising from, or related to, a Unit.

This warranty shall not apply to any Unit (a) opened, repaired or altered by anyone other than Essex, (b) damaged, subject to misuse due to negligence or accident, or (c) not stored, maintained or used in strict accordance with all instructions supplied with the Unit (for example, if the Unit is used for unintended purposes, including as a rescue device to rescue persons or recover property).

THE WARRANTIES CONTAINED HEREIN WITH RESPECT TO EACH UNIT ARE IN LIEU OF ALL WARRANTIES, EITHER EXPRESSED OR IMPLIED, INCLUDING, BUT NOT LIMITED TO, ANY EXPRESS OR IMPLIED WARRANTY OF MERCHANTABILITY, ANY EXPRESS OR IMPLIED WARRANTY OF NON-INFRINGEMENT OF PATENTS, TRADEMARKS, TRADE DRESS, COPYRIGHTS OR TRADE SECRETS, OR ANY EXPRESS OR IMPLIED WARRANTY OF FITNESS FOR A PARTICULAR PURPOSE, OR ANY OTHER OBLIGATION OR LIABILITY OF, OR ON THE PART OF, ESSEX.

ESSEX HEREBY DISCLAIMS ALL OTHER WARRANTIES WITH RESPECT TO EACH UNIT NOT STATED HEREIN, EITHER EXPRESSED OR IMPLIED, INCLUDING, BUT NOT LIMITED TO, ANY WARRANTY OF MERCHANTABILITY, NON-INFRINGEMENT, OR FITNESS FOR A PARTICULAR PURPOSE.

ESSEX SHALL HAVE NO LIABILITY FOR PATENT, TRADEMARKS, TRADE DRESS, OR COPYRIGHT INFRINGEMENT OR MISAPPROPRIATION OF TRADE SECRETS WITH RESPECT TO ANY UNITS, OR SOFTWARE USED IN CONNECTION WITH A UNIT.

THIS WARRANTY MAY NOT BE MODIFIED IN ANY RESPECT UNLESS SUCH MODIFICATION IS IN WRITING; EXPRESSLY AN OFFICER OF ESSEX SIGNS STATES THAT IT IS A MODIFICATION OF THIS WARRANTY AND SUCH MODIFICATION.

INSTRUCTIONS FOR USING YOUR LAST CHANCE RESCUE FILTER

WARNING: FAILURE TO USE YOUR LAST CHANCE RESCUE FILTER AS INSTRUCTED HEREIN DURING AN EMERGENCY SITUATION COULD RESULT IN SERIOUS INJURY AND/OR DEATH. USE YOUR LAST CHANCE RESCUE FILTER IN ACCORDANCE WITH THESE INSTRUCTIONS. THE USER PRIOR TO AN EMERGENCY SITUATION SHOULD PRACTICE THESE PROCEDURES.

To Remove Your LAST CHANCE RESCUE FILTER from the Protective Pouch:

WARNING: Do not use your LAST CHANCE RESCUE FILTER if there is any damage to the pouch, the pouch has lost its vacuum seal, or if your LAST CHANCE RESCUE FILTER is otherwise damaged.

1. Call MAYDAY and isolate yourself or take refuge, for example behind a closed door.



2. Grab the pull-tab on the outer Soft Pack and pull out and up to open the top flap. Remove the foil Barrier Pouch Assembly from the outer Soft Pack packaging.



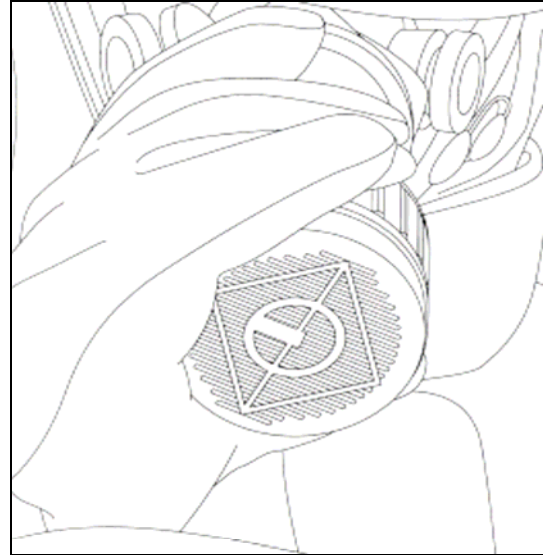
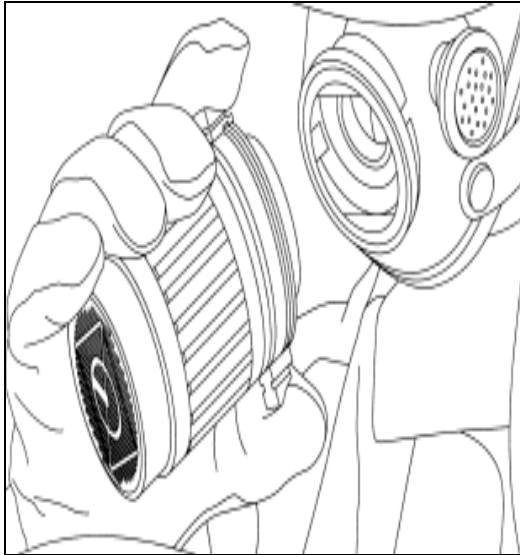
3. Find the two tear indicators (red plastic balls) on the Barrier Pouch Assembly and grab one with each hand. Rip open the foil pouch and remove the LAST CHANCE RESCUE FILTER.

To Connect Your LAST CHANCE RESCUE FILTER to your SCBA:

WARNING: Do not use your LAST CHANCE RESCUE FILTER if it is visibly damaged.

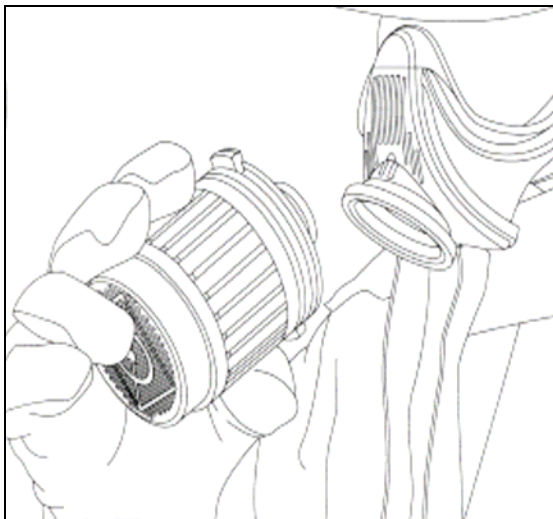
1. Orient unit in hand to properly install into mask (see appropriate line sketch below).
2. Take a deep breath, hold it and remove secondary regulator.

Scott AV-2000, AV-3000, and Scott O-Vista Installation



3. While still holding breathe place LAST CHANCE RESCUE FILTER in place of secondary regulator. Rotate unit 90 degrees until adapter locks into place.

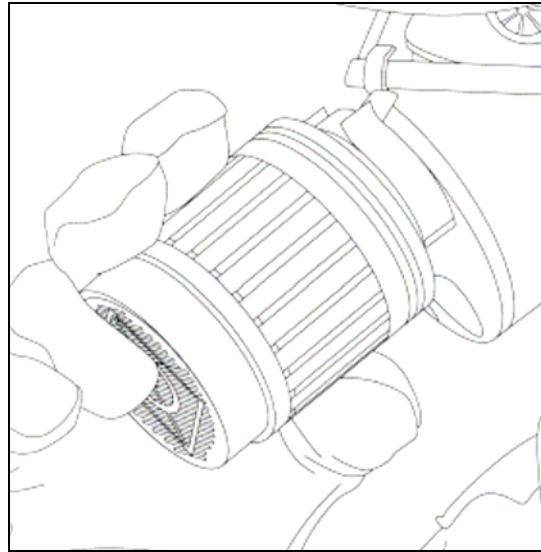
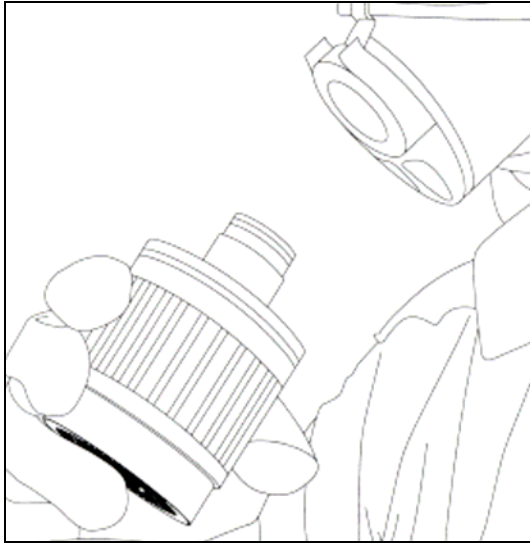
MSA FireHawk Mask Installation



3. While still holding breathe place LAST CHANCE RESCUE FILTER in place of secondary regulator.

Warning: For MSA Firehawk Slide to Connect Mask, Green Locking Pawls must be oriented top dead center, straight up and down.

Draeger Panorama Nova Mask Installation



3. While still holding breathe place LAST CHANCE RESCUE FILTER in place of secondary regulator.

-
4. Blow out forcefully to push any contaminated air out of mask.
 5. Immediately escape from emergency situation by staying low to the ground. The air closer to the floor will be cooler and contain greater levels of oxygen.

The unit is properly secured if it fits to your SCBA like your secondary regulator would and does not allow any leakage of contaminated air.

Escaping While Wearing Your LAST CHANCE RESCUE FILTER:

Once the LAST CHANCE RESCUE FILTER is securely connected to your SCBA, escape immediately from the hazardous area, staying low and avoiding open flames.

WARNING: USE YOUR LAST CHANCE RESCUE FILTER ONLY FOR ESCAPING FROM EMERGENCIES. ONCE YOU PUT ON YOUR LAST CHANCE RESCUE FILTER, YOU SHOULD IMMEDIATELY HEAD FOR SAFETY. Do not use your LAST CHANCE RESCUE FILTER as a protective device for entering hazardous areas to rescue others or recover property or to extend the time in which you remain inside of an emergency situation. Using your LAST CHANCE RESCUE FILTER to enter or to extend your time in hazardous areas may result in serious bodily injury and/or death.

Taking Off Your LAST CHANCE RESCUE FILTER:

1. Depress the locking pawls and remove as you would remove a secondary regulator.
2. Discard the unit.

WARNING: DISCARD YOUR LAST CHANCE RESCUE FILTER IMMEDIATELY AFTER USE. Do not reuse your LAST CHANCE RESCUE FILTER, even if it was worn for less than 15 minutes. Reusing your LAST CHANCE RESCUE FILTER in an emergency situation once it has been worn may expose you to harmful smoke and toxic gases, which may reduce your ability to breath, cause serious bodily injury and/or death.

INSTRUCTIONS FOR USING YOUR LAST CHANCE RESCUE FILTER - TRAINING UNIT

WARNING: DO NOT USE THE LAST CHANCE RESCUE FILTER **TRAINER IN ANY SMOKE OR HAZARDOUS ENVIRONMENT.**

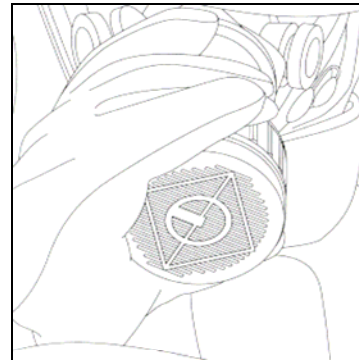
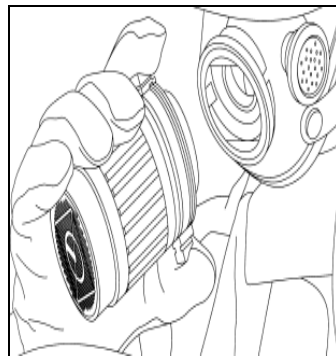
1. The Last Chance Rescue Filter **Trainer** is a red canister that is the same size, shape and weight of the Last Chance Rescue Filter.
2. The Last Chance Rescue Filter **Trainer** offers a simulated breathing resistance similar to the resistance that may be experienced during use of the Last Chance Rescue Filter.
3. The Last Chance Rescue Filter **Trainer** is submersible in water and does not deteriorate when exposed to common cleaning agents such as 1% bleach and water, soap, etc..
4. The Last Chance Rescue Filter **Trainer** and **Trainer** Barrier Pouch are reusable.

Donning Instructions for the Last Chance Rescue Filter **Trainer:**

WARNING: DO NOT USE THE LAST CHANCE RESCUE FILTER **TRAINER IN ANY SMOKE OR HAZARDOUS ENVIRONMENT.**

Scott AV-2000, AV-3000, and Scott O-Vista Installation:


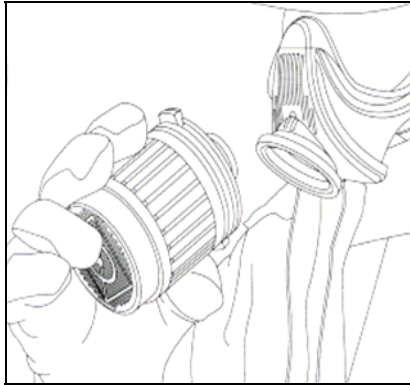
1. Find the two tear indicators (red plastic balls) on the Barrier Pouch Assembly and grab one with each hand.
2. Rip off the Red Tear Strip and remove the LAST CHANCE RESCUE FILTER **TRAINER** from the pouch.
3. Orient unit in hand to properly install into mask (see appropriate line sketch below).
4. Take a deep breath, hold it and remove secondary regulator.
5. While still holding breath, place LAST CHANCE RESCUE FILTER **TRAINER** in place of the secondary regulator. Rotate unit 90 degrees until adapters lock into place.
6. Stay close to the ground where the atmosphere is cooler and more oxygenated.



WARNING: THE INSTRUCTIONS FOR USE MANUAL, PROVIDED WITH EACH LAST CHANCE RESCUE FILTER, MUST BE READ IN ITS ENTIRETY PRIOR TO USE.

MSA FIREHAWK Installation (compatible w/ push-to-connect and slide-to-connect):

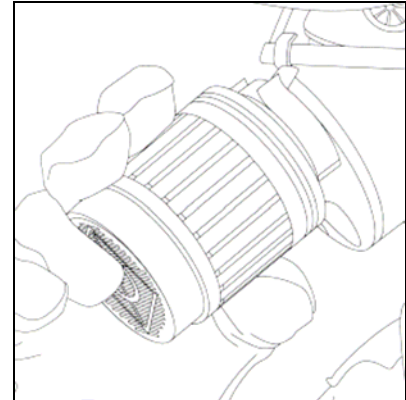
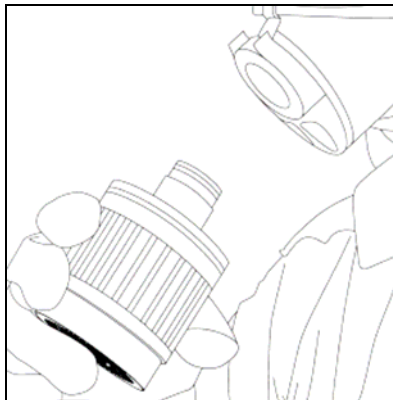
1. Find the two tear indicators (red plastic balls) on the Barrier Pouch Assembly and grab one with each hand.
2. Rip off the Red Tear Strip and remove the LAST CHANCE RESCUE FILTER **TRAINER** from the pouch.
3. Orient unit in hand to properly install into mask (see appropriate line sketch below).
4. Take a deep breath, hold it and remove secondary regulator.
5. While still holding breath, place LAST CHANCE RESCUE FILTER **TRAINER** in place of the secondary regulator. Push in to connect. Pawls must line up and click in vertically with the slide-to-connect mask.
6. Stay close to the ground where the atmosphere is cooler and more oxygenated.



WARNING: THE INSTRUCTIONS FOR USE MANUAL, PROVIDED WITH EACH LAST CHANCE RESCUE FILTER, MUST BE READ IN ITS ENTIRETY PRIOR TO USE.

Draeger Panorama Nova Installation:

1. Find the two tear indicators (red plastic balls) on the Barrier Pouch Assembly and grab one with each hand.
2. Rip off the Red Tear Strip and remove the LAST CHANCE RESCUE FILTER **TRAINER** from the pouch.
3. Orient unit in hand to properly install into mask (see appropriate line sketch below).
4. Take a deep breath, hold it and remove secondary regulator.
5. While still holding breath, place LAST CHANCE RESCUE FILTER **TRAINER** in place of the secondary regulator. Push in to connect.
6. Stay close to the ground where the atmosphere is cooler and more oxygenated.



WARNING: THE INSTRUCTIONS FOR USE MANUAL, PROVIDED WITH EACH LAST CHANCE RESCUE FILTER, MUST BE READ IN ITS ENTIRETY PRIOR TO USE.

MODEL NUMBERS OF LAST CHANCE RESCUE FILTERS

Model Number	Description
MR-10100N	Last Chance Rescue Filter with Scott Adapter
MR-10101N	Last Chance Rescue Filter with Scott Adapter – Training Unit
MR-10102N	Last Chance Rescue Filter with MSA Adapter
MR-10103N	Last Chance Rescue Filter with MSA Adapter – Training Unit
MR-10104N	Last Chance Rescue Filter with Draeger Adapter
MR-10105N	Last Chance Rescue Filter with Draeger Adapter – Training Unit